


Caregiver Digital Technology & Internet Use

2022 SURVEY FINDINGS


Higher Access to Smartphones

Compared with the general population, caregivers are:



More likely to have a smartphone

Caregivers: 90%
General population: 85%*



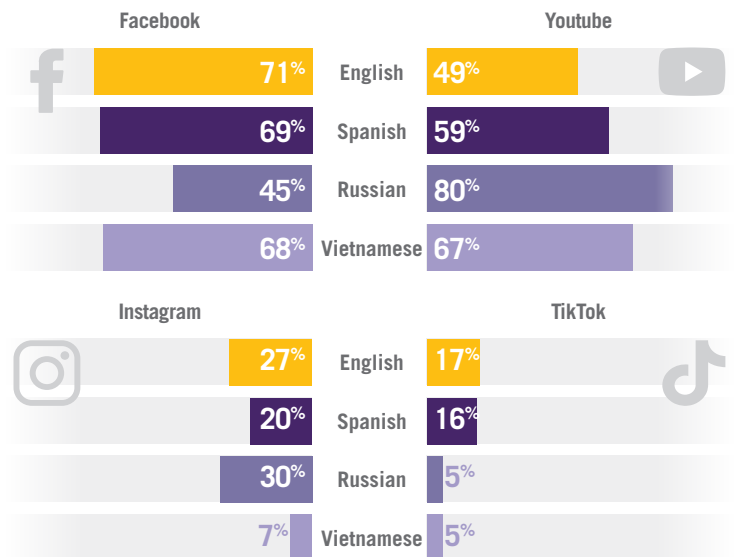
Less likely to have access to a computer

Caregivers: 78%
General population: 87%**

*Pew Research Center, 2021, Mobile Technology and Home broadband.
**Statista, 2022, Computer Penetration, Share of Individuals who have access to a computer in their household in 2020 by country.

Facebook & YouTube Favored


YouTube is popular with non-English speaking caregivers:



Social media use at least 4 times in the past month (select all that apply)

Gaps in Digital Confidence

Disparities exist between English and non-English speaking caregivers in completing these tasks with confidence.



Increased Internet Use

Weekly internet use has increased notably since 2021 – with more than half using it in new ways after COVID-19.

