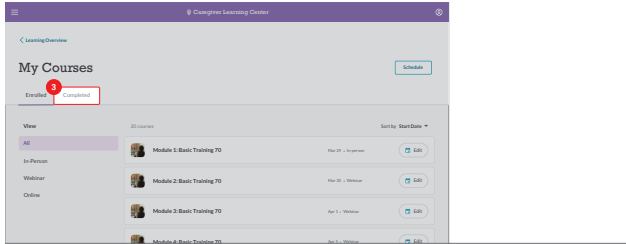
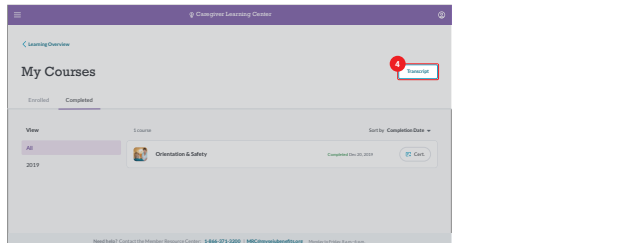


How to See and Download Your Transcript

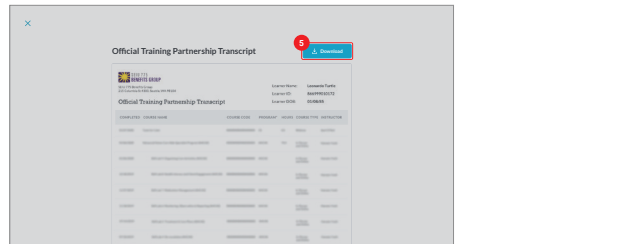
1. Follow the steps in “How to See Your Completed Course Information” to go to your **Completed** tab in your My Courses page.



2. Press the **Transcript** button to be taken to your transcript.



3. To download your transcript, press the **Download**



5. Save your transcript to your phone, tablet or computer by following the prompts.

