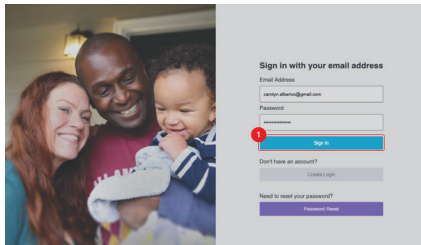
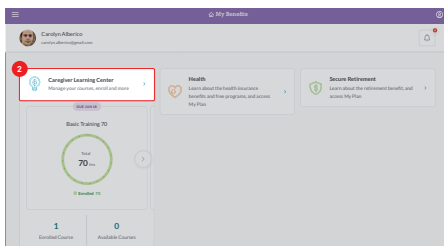


How to See Your Course Schedule

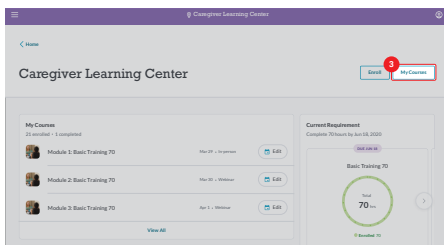
1. Log in to *My Benefits*.



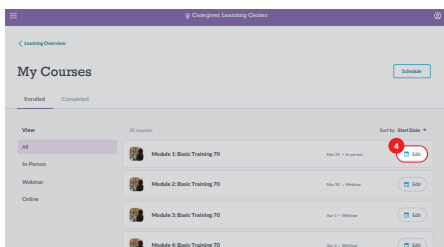
2. After logging in, you will see your *My Benefits* home page. Press on the **Caregiver Learning Center**.



3. Press on **My Courses** in the top right corner to see all the courses you are currently enrolled in.



4. To download your schedule, press on the **Schedule** button found in the top right.



5. If you would like to see an individual class time, date and location, press **Edit**.

