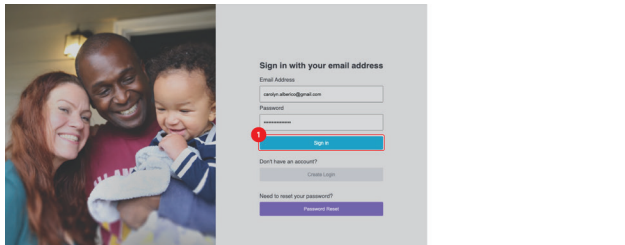
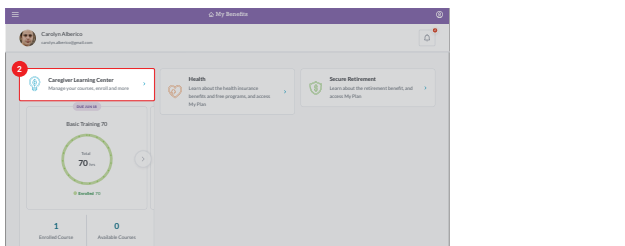


# How to See Your Completed Course Information

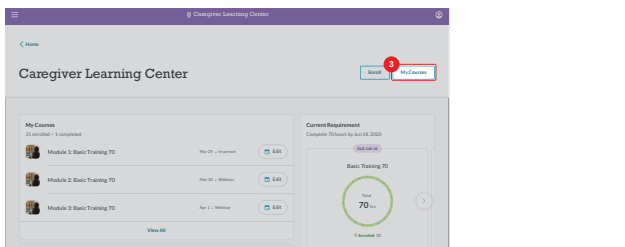
1. Log in to *My Benefits*.



2. After logging in, you will see your *My Benefits* home page. Press on the **Caregiver Learning Center**.



3. Press on **My Courses** in the top right corner to see all the courses you are currently enrolled in.



4. Once you are in My Courses press on the **Completed** tab to see the courses you have completed.

**TIP!** In the completed course page, you can filter your courses by years on the left side of your screen.

