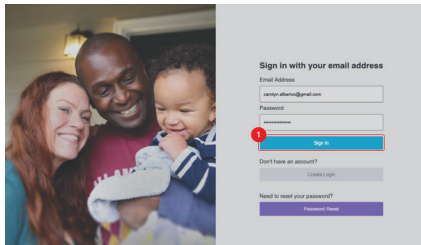
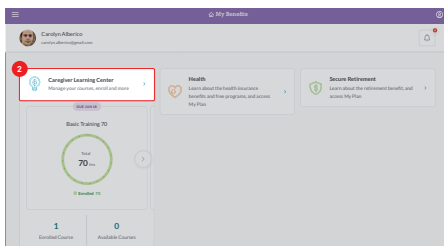


# How To Attend and Take Your Online Courses

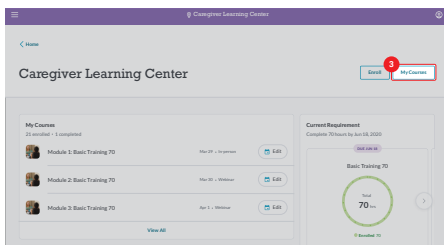
1. Log in to *My Benefits*.



2. After logging in, you will see your *My Benefits* home page. Press on the **Caregiver Learning Center**.

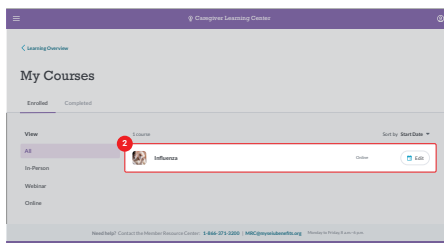


3. Press on **My Courses** in the top right corner to see all the courses you are currently enrolled in.



4. Press on the course you would like to attend.

**TIP!** You can see if the course is in-person, online, or a webinar by looking to the right of the course title.



5. You will then be directed to your online learning course page.

**TIP!** Online courses can be taken at any time. Some courses need to be taken on a desktop computer/laptop. See the course description to find out if the course requires a desktop computer/laptop.

